



WARHAWK BASEBALL GAME NOTES

Media Relations Contacts:

Nick Phillips • Director of Media Relations • O: (318) 342-5463 • C: (828) 301-7919 • phillips@ulm.edu
Greg Hartlage • Media Relations Assistant • O: (318) 342-3358 • C: (704) 236-3538 • hartlage@ulm.edu

SCHEDULE AT A GLANCE

FEBRUARY (0-0)

17-19	at Dallas Baptist	8-3 W, 0-11 L, 4-12 L
21	McNeese	Monroe, La.
24-26	Southern Illinois	Monroe, La.
28	at Jackson State	Jackson, Miss.

MARCH (0-0)

1	at McNeese	Lake Charles, La.
3-5	at Alabama	Tuscaloosa, Ala.
7-8	at Arkansas	Fayetteville, Ark.
10-12	at UAB	Birmingham, Ala.
15	Jackson State	Monroe, La.
17-19	* at Arkansas State	Jonesboro, Ark.
21	Grambling	Monroe, La.
24-26	* Little Rock	Monroe, La.
28	at Louisiana Tech	Ruston, La.
31	* at Georgia Southern	Statesboro, Ga.

APRIL (0-0)

1-2	* at Georgia Southern	Statesboro, Ga.
4	Northwestern State	Monroe, La.
5	at Northwestern State	Natchitoches, La.
7-9	* South Alabama	Monroe, La.
11	Louisiana Tech	Monroe, La.
13-15	* at Texas State	San Marcos, Texas
18	Grambling	Grambling, La.
21-23	* UT Arlington	Monroe, La.
28-30	* at Georgia State	Atlanta, Ga.

MAY (0-0)

2-3	at Ole Miss	Oxford, Miss.
5-7	* Coastal Carolina	Monroe, La.
12-14	* at Troy	Troy, Ala.
18-20	* UL Lafayette	Monroe, La.
23-28	# at Sun Belt Championships	Statesboro, Ga.

JUNE (0-0)

2-5	NCAA Regionals	TBD
9-12	NCAA Super Regionals	TBD
17-27/28	NCAA College World Series	Omaha, Neb.

* Sun Belt Conference Game

Sun Belt Conference Tournament (Statesboro, Georgia)

Home Games In Bold

We Are ULM

IN ALL REFERENCES,
PLEASE REFER TO US AS ULM

We are ULM, not Monroe, La.-Monroe, LAM,
La.-Mon, UL-Monroe, UL-M or any other
variation.



WEEK 2: GAME 4

ULM (1-2, 0-0 SBC) vs. McNeese (3-0, 0-0 Southland)

• February 21, 2017 • 6:00 p.m. CT •

• TV: Warhawks All-Access • Radio: KMLB 105.7 FM / 540 AM (Monroe) •

• Monroe, Louisiana • Warhawk Field (1,800) •

FIRST PITCH

• ULM opened the season at Dallas Baptist last weekend, coming out of the weekend with a 1-2 record. The Warhawks won the Friday night series and season opener by an 8-3 mark, marking the first time ULM won its season opener for the first time since 2014. The Warhawk victory also snapped Dallas Baptist's winning streak in opening games. Previously, DBU had won three straight season openers.

• ULM and McNeese have met a total of 186 times on the diamond... The first meeting was way back in 1953... the team's split two games last season, with the Warhawks winning 12-4 in the second game after an 11-2 McNeese victory in the first game.

• McNeese enters the first midweek of the contest coming off of a 3-0 weekend after hosting the Lake Area Classic with wins over Stoney Brook, Rhode Island and Missouri State... The Cowboys' two games with ULM (Tuesday night and March 1 in Lake Charles) are separated by a four-game series at Arizona beginning this Thursday night.

• Tuesday's matchup with McNeese is the first of a four-game homestand for ULM, who welcomes Southern Illinois to Monroe for the first weekend series of the season... this is the first of three four-game homestands ULM will have in 2017... the Warhawks had two four-game homestands and had a five-game homestand in 2016.

• After the opening series, Cade Harper leads the team with a .800 batting average (three hits Sunday, pinch hit single Saturday). Johnny DeLaCruz finished his first weekend as a Warhawk with a team-high five hits, while Chad Bell has a team-high two doubles. Anthony Herrera has the Warhawks' lone home run (Friday night).

• Chase Beal's seven strikeouts in his Sunday start are a team-high after the opening weekend, followed by Kyle Backofen's five strikeouts in relief on Friday night.

PITCHING PROBABLES

ULM Warhawks

Day	Name	R/L	Class	Notes
Tuesday	Kyle Backofen	RHP	Fr.	0-0 record, 1 appearance, 0 starts, 0.00 ERA, 3.1 innings, 5 strikeouts

McNeese Cowboys

Day	Name	R/L	Class	Notes
Tuesday	Zach Rider	RHP	Soph.	0-0 record, 1 appearance, 0 starts, 0.00 ERA, 1.0 innings, 0 strikeouts, 4 Batters Faced

ROSTER BY POSITION

PITCHERS

No.	Name	Pos.	B/T	Ht.	Wt.	Class	Hometown (Prev. School)
7	Anthony Herrera	R/R	IF/RHP	5-9	185	Sr.	McKinney, Texas (McKinney North HS)
9	Payton Coddou	L/R	RHP	6-0	185	Sr.	Napoleonville, La. (E.D. White HS)
12	Josh Leone	R/R	RHP	6-3	215	RSr.	Keithville, La. (Calvary Baptist Academy)
14	Matthew Reeves	L/L	LHP	5-9	170	Sr.	Monroe, La. (Bossier Parish CC)
18	Trey Auger	L/L	LHP	5-11	185	RJr.	Oak Grove, La. (Bossier Parish CC)
20	Chase Cater	R/R	RHP	6-0	210	RSr.	Rayville, La. (Hinds CC)
22	Blake Buckman	R/R	IF/RHP	6-0	190	So.	Shreveport, La. (Evangel Christian Academy)
23	Tyler Cox	R/R	IF/OF/RHP	6-3	230	Sr.	Brandon, Miss. (Hinds CC)
27	Cole Hendrix	R/R	RHP	6-5	200	Jr.	Olla, La. (LaSalle HS)
28	Connor Miller	R/R	RHP	6-0	210	Fr.	Pineville, La. (Tioga HS)
29	Kyle Backofen	L/L	LHP	5-9	170	Fr.	Bossier City, La. (Airline HS)
32	Derek Martin	R/R	RHP	6-3	225	RJr.	Flora, Miss. (Hinds CC)
35	Keegan Curtis	R/R	RHP/OF	5-11	185	Jr.	Mobile, Ala. (Davidson HS)
37	Stephen Morrison	R/R	RHP	5-11	170	RJr.	Shreveport, La. (La. Tech/Bossier Parish CC)
40	Tyler Schwaner	R/R	RHP	5-11	210	Sr.	Mandeville, La. (Jones CC)
44	Cole Trichel	R/R	RHP	6-3	210	Fr.	Monroe, La. (Ouachita Christian)
51	Chase Beal	R/R	RHP	6-6	230	Jr.	Magnolia, Texas (New Mexico/Yavapai Coll.)

CATCHERS

No.	Name	Pos.	B/T	Ht.	Wt.	Class	Hometown (Prev. School)
6	Casey Oliver	R/R	C	5-8	170	Jr.	Chrystal Lake, Ill. (McHenry CC)
10	Tanner Jolley	R/R	C	5-9	190	Fr.	Monroe, La. (Ouachita HS)
13	Jimmy Versage	R/R	C	5-11	210	Fr.	Cape May Court House, N.J. (IMG Academy)
26	Spencer Hemphill	R/R	C	6-0	205	Jr.	West Monroe, La. (West Ouachita HS)

INFIELDERS

No.	Name	Pos.	B/T	Ht.	Wt.	Class	Hometown (Prev. School)
1	Brian Barefoot	R/R	SS/2B	5-10	180	Jr.	Monroe, La. (Neville HS)
3	Brady McGehee	R/R	2B/SS	5-9	170	Fr.	Pineville, La. (Tioga HS)
5	Nathan Reynolds	R/R	SS	6-0	175	Sr.	Corvallis, Ore. (Feather River College)
7	Anthony Herrera	R/R	IF/RHP	5-9	185	Sr.	McKinney, Texas (McKinney North HS)
11	Johnny DeLaCruz	R/R	IF	5-11	190	Jr.	Houston, Texas (Blackhawk CC)
16	Will Daniels	R/R	1B	6-2	220	Jr.	Monroe, La. (St. Frederick HS)
19	Chad Bell	L/R	IF	6-2	200	So.	Fort Collins, Col. (Western Nevada College)
22	Blake Buckman	R/R	IF/RHP	6-0	190	So.	Shreveport, La. (Evangel Christian Academy)
23	Tyler Cox	R/R	IF/OF/RHP	6-3	230	Sr.	Brandon, Miss. (Hinds CC)
25	Turner Francis	R/R	IF	6-0	185	Sr.	Minden, La. (LSU Eunice)
33	Hunter Johnson	R/R	IF/OF	5-8	160	Fr.	Monroe, La. (Ouachita HS)

OUTFIELDERS

No.	Name	Pos.	B/T	Ht.	Wt.	Class	Hometown (Prev. School)
4	Cade Stone	L/R	OF	5-10	180	Jr.	West Monroe, La. (LSU-Eunice)
21	Gino Marucci	R/R	OF	5-11	175	RJr.	Baton Rouge, La. (Houston)
23	Tyler Cox	R/R	IF/OF/RHP	6-3	230	Jr.	Brandon, Miss. (Hinds CC)
33	Hunter Johnson	R/R	IF/OF	5-8	160	Fr.	Monroe, La. (Ouachita HS)
41	Cade Harper	L/R	OF	6-0	215	RSr.	Sterlington, La. (Northwestern)
42	B.J. Findley	L/L	OF	6-1	205	RSr.	Bernice, La. (La. Tech)

COACHES AND STAFF

	POSITION / YEAR
17 Bruce Peddie	Head Coach / Fourth Year
2 Eric Folmar	Associate Head Coach / Hitting Coach / Recruiting Coordinator / Third Year
30 Chris Smith	Assistant Coach / Pitching Coach / Second Year
39 Brandon Alexander	Volunteer Assistant Coach / Director of Baseball Operations / Fourth Year
Ben Jacobs	Strength and Conditioning / Second Year
Mitchell Mazur	Athletic Training / First Year

NUMERICAL ROSTER

1	Brian Barefoot, ULT
3	Brady McGehee, INF
4	Cade Stone, OF
5	Nathan Reynolds, INF
6	Casey Oliver, C
7	Anthony Herrera, INF/RHP
9	Payton Coddou, RHP
10	Tanner Jolley, C
11	Johnny DeLaCruz, INF
12	Josh Leone, RHP
13	Jimmy Versage, C
14	Matthew Reeves, LHP
16	Will Daniels, 1B
18	Trey Auger, LHP
19	Chad Bell, ULT
20	Chase Cater, RHP
21	Gino Marucci, OF
22	Blake Buckman, IF/RHP
23	Tyler Cox, INF/OF
25	Turner Francis, INF
26	Spencer Hemphill, C
27	Cole Hendrix, RHP
28	Conner Miller, RHP
29	Kyle Backofen, LHP
32	Derrek Martin, RHP
33	Hunter Johnson, UTL
35	Keegan Curtis, RHP
37	Stephen Morrison, RHP
40	Tyler Schwaner, RHP
41	Cade Harper, OF
42	B.J. Findley, OF
44	Cole Trichel, RHP
51	Chase Beal, RHP

PRONUNCIATION GUIDE

Trey Auger	aug-ur
Kyle Backofen	bak-oh-fin
Payton Coddou	cuh-dew
Eric Folmar	ful-mer
Spencer Hemphill	hemp-hill
Anthony Herrera	huh-rare-uh
Josh Leone	lee-own-e
Gino Marucci	mar-ru-chee
Bruce Peddie	ped-e
Tyler Schwaner	shuh-wan-er
Cole Trichel	tree-shell
Jimmy Versage	ver-sahge

2016 SCHEDULE / FINAL RESULTS

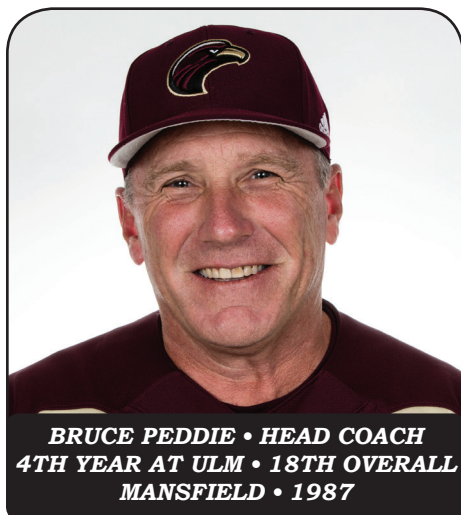


**2016 ULM Warhawk Baseball
Game Results for ULM (as of Jan 23, 2017)
(All games)**



Date	Opponent	Score	Inns	Overall	Sun Belt	Pitcher of record	Attend	Time
Feb 19, 2016	at Southeastern La.	L 0-2	9	0-1-0	0-0-0	Daily, E. (L 0-1)	1807	2:32
Feb 20, 2016	at Southeastern La.	L 2-8	9	0-2-0	0-0-0	Leone, J. (L 0-1)	1203	2:44
Feb 21, 2016	at Southeastern La.	w 6-5	(10)	1-2-0	0-0-0	Herrera, A. (W 1-0)	1365	3:13
Feb 26, 2016	at Western Carolina	w 11-6	9	2-2-0	0-0-0	Bouchey, B. (W 1-0)	404	3:09
Feb 27, 2016	at Western Carolina	L 7-15	9	2-3-0	0-0-0	Bell, B. (L 0-1)	477	2:54
Feb 28, 2016	at Western Carolina	w 16-10	9	3-3-0	0-0-0	Daily, E. (W 1-1)	471	3:51
Mar 01, 2016	VALPO	w 18-9	9	4-3-0	0-0-0	Bradford, K. (W 1-0)	421	3:29
Mar 02, 2016	VALPO	L 6-9	(10)	4-4-0	0-0-0	Curtis, K. (L 0-1)	551	3:26
Mar 04, 2016	SAMFORD	w 5-2	9	5-4-0	0-0-0	Bouchey, B. (W 2-0)	398	2:42
Mar 05, 2016	SAMFORD	L 2-10	9	5-5-0	0-0-0	Bell, B. (L 0-2)	408	3:37
Mar 06, 2016	SAMFORD	w 6-4	9	6-5-0	0-0-0	Hunt, C. (W 1-0)	494	2:44
* Mar 12, 2016	at Texas State-1	L 1-6	9	6-6-0	0-1-0	Hunt, C. (L 1-1)	1289	2:24
* Mar 12, 2016	at Texas State-2	L 2-3	(11)	6-7-0	0-2-0	Herrera, A. (L 1-1)	1289	2:58
* Mar 13, 2016	at Texas State	L 5-7	9	6-8-0	0-3-0	Bradford, K. (L 1-1)	1162	3:40
Mar 15, 2016	at McNeese State	L 2-11	9	6-9-0	0-3-0	Leone, J. (L 0-2)	398	2:52
Mar 16, 2016	at McNeese State	w 12-4	9	7-9-0	0-3-0	Daily, E. (W 2-1)	475	2:44
Mar 19, 2016	at #26 Dallas Baptist-1	L 1-6	9	7-10-0	0-3-0	Hunt, C. (L 1-2)	145	2:40
Mar 19, 2016	at #26 Dallas Baptist-2	L 3-7	9	7-11-0	0-3-0	Bouchey, B. (L 2-1)	154	2:29
Mar 20, 2016	at #26 Dallas Baptist	w 6-3	9	8-11-0	0-3-0	Bell, B. (W 1-2)	120	3:00
Mar 22, 2016	LOUISIANA TECH	L 1-7	9	8-12-0	0-3-0	Daily, E. (L 2-2)	1227	2:25
* Mar 24, 2016	APPALACHIAN STATE	w 10-5	9	9-12-0	1-3-0	Hunt, C. (W 2-2)	260	2:44
* Mar 25, 2016	APPALACHIAN STATE	L 4-5	9	9-13-0	1-4-0	Bradford, K. (L 1-2)	312	2:44
* Mar 26, 2016	APPALACHIAN STATE	w 6-2	9	10-13-0	2-4-0	Bell, B. (W 2-2)	279	2:35
Mar 29, 2016	at Northwestern State	L 2-11	9	10-14-0	2-4-0	Daily, E. (L 2-3)	471	2:58
Mar 30, 2016	NORTHWESTERN STATE	L 2-6	6	10-15-0	2-4-0	Hendrix, C. (L 0-1)	166	1:51
* Apr 02, 2016	at South Alabama-1	L 0-13	9	10-16-0	2-5-0	Hunt, C. (L 2-3)	-	2:28
* Apr 02, 2016	at South Alabama-2	L 4-10	9	10-17-0	2-6-0	Bouchey, B. (L 2-2)	1597	2:52
* Apr 03, 2016	at South Alabama	L 2-12	8	10-18-0	2-7-0	Bell, B. (L 2-3)	1478	2:44
Apr 05, 2016	JACKSON STATE	w 10-7	9	11-18-0	2-7-0	Daily, E. (W 3-3)	455	2:56
* Apr 08, 2016	at UT Arlington	w 8-3	9	12-18-0	3-7-0	Auger, T. (W 1-0)	335	2:49
* Apr 09, 2016	at UT Arlington	w 3-2	9	13-18-0	4-7-0	Bouchey, B. (W 3-2)	342	2:26
* Apr 10, 2016	at UT Arlington	L 4-8	9	13-19-0	4-8-0	Bell, B. (L 2-4)	291	2:43
Apr 12, 2016	vs Arkansas	L 1-3	9	13-20-0	4-8-0	Herrera, A. (L 1-2)	7327	2:50
* Apr 15, 2016	GEORGIA STATE	L 3-7	9	13-21-0	4-9-0	Auger, T. (L 1-1)	421	2:54
* Apr 16, 2016	GEORGIA STATE	w 14-0	9	14-21-0	5-9-0	Bouchey, B. (W 4-2)	1059	2:49
* Apr 17, 2016	GEORGIA STATE	w 5-3	9	15-21-0	6-9-0	Hunt, C. (W 3-3)	397	2:58
Apr 20, 2016	vs #7 Mississippi State	L 0-1	(14)	15-22-0	6-9-0	Schwamer, T. (L 0-1)	4472	4:47
* Apr 22, 2016	at Arkansas State	L 1-8	9	15-23-0	6-10-0	Hunt, C. (L 3-4)	412	2:04
* Apr 23, 2016	at Arkansas State	L 4-12	9	15-24-0	6-11-0	Auger, T. (L 1-2)	518	2:44
* Apr 24, 2016	at Arkansas State	L 4-5	9	15-25-0	6-12-0	Herrera, A. (L 1-3)	396	3:16
Apr 26, 2016	at Stephen F. Austin	L 2-6	9	15-26-0	6-12-0	Reeves, M. (L 0-1)	493	2:32
* Apr 29, 2016	GEORGIA SOUTHERN-1	L 1-13	9	15-27-0	6-13-0	Hunt, C. (L 3-5)	229	3:16
* Apr 29, 2016	GEORGIA SOUTHERN-2	w 2-1	9	16-27-0	7-13-0	Bradford, K. (W 2-2)	229	2:35
* May 01, 2016	GEORGIA SOUTHERN	L 1-4	9	16-28-0	7-14-0	Curtis, K. (L 0-2)	146	2:26
May 03, 2016	NICHOLLS STATE	w 3-1	9	17-28-0	7-14-0	Coddou, P. (W 1-0)	130	2:27
May 04, 2016	at Louisiana Tech	L 4-14	9	17-29-0	7-14-0	Bell, B. (L 2-5)	1404	3:02
* May 06, 2016	at Troy	L 3-5	9	17-30-0	7-15-0	Hunt, C. (L 3-6)	893	2:19
* May 07, 2016	at Troy	w 6-2	9	18-30-0	8-15-0	Bouchey, B. (W 5-2)	877	2:30
* May 08, 2016	at Troy	w 4-3	9	19-30-0	9-15-0	Curtis, K. (W 1-2)	832	2:28
* May 13, 2016	LITTLE ROCK	w 4-1	9	20-30-0	10-15-0	Curtis, K. (W 2-2)	424	2:16
* May 14, 2016	LITTLE ROCK	L 0-17	9	20-31-0	10-16-0	Bouchey, B. (L 5-3)	436	2:45
* May 15, 2016	LITTLE ROCK	L 6-7	9	20-32-0	10-17-0	Bell, B. (L 2-6)	463	3:04
* May 19, 2016	at #19 UL Lafayette	L 2-8	9	20-33-0	10-18-0	Bradford, K. (L 2-3)	4125	2:29
* May 20, 2016	at #19 UL Lafayette	L 5-6	(11)	20-34-0	10-19-0	Herrera, A. (L 1-4)	4264	3:51
* May 21, 2016	at #19 UL Lafayette	L 2-6	9	20-35-0	10-20-0	Auger, T. (L 1-3)	4442	2:17

() extra inning game



BRUCE PEDDIE • HEAD COACH
4TH YEAR AT ULM • 18TH OVERALL
MANSFIELD • 1987

Bruce Peddie is in his fourth season at the helm of the Warhawk baseball program.

In 2015, Peddie coached a pair of All-Sun Belt Conference performers in Keelin Rasch (Second Team) and Anthony Herrera (Second Team). Rasch also earned Second Team All-Louisiana Honors following his senior season.

Rasch finished the regular season as the conference's leader in both hits (78) and total bases (124). He finished second in the conference in batting average (.359) and fourth in slugging percentage (.571). He was the team's leader in RBI with 41 and finished tied for the team lead in runs scored with 40.

Herrera appeared in 36 games and started the final 33 games of the season at second base and he posted 35 total hits (four doubles) including 13 runs scored and six RBI. He came just two sacrifice bunts shy of tying the single season school record as he finished the 2015 campaign with 13 sac bunts (school record: 15, Jay Nelson, 1991). On the mound, Herrera logged 24 appearances as he finished with a 1-2 record and six saves during his 32.2 innings of work. He posted a 2.76 ERA and limited opposing batters to a .254 batting average.

Peddie also tutored short stop Kodie Tidwell as the Calhoun, La., native was drafted by the San Diego Padres in the 26th Round of the 2015 MLB First-Year Player Draft. Tidwell, mid-way through the 2015 season, was batting over .400 and his defense improved dramatically as he committed just 12 errors in the field (249 chances). Compared to the 2014 season, Tidwell's fielding percentage increased by 58 points and he committed 14 fewer errors, a decrease of nearly 54%.

Peddie was named the program's interim head coach on Mar. 27, 2014 and he had the interim tag officially removed on May 13, 2014. During his interim role, the Warhawks posted a 14-14 record and a 10-11 mark in league play. Peddie also guided the Warhawks to the Sun Belt Tournament in Mobile, Ala.

Peddie reached a coaching milestone during the 2015 season as he picked up his 400th career coaching win as the Warhawks defeated South Alabama, 4-3, on March 29, 2015.

Pitcher Tyler Bray had a strong senior campaign, posting an 8-5 record with five saves and a 3.36 ERA. Bray's strong pitching down the stretch helped ULM reach the conference tournament and his career was extended as he was a 26th round draft pick of the St. Louis Cardinals.

Keelin Rasch was a big force at the plate for the Warhawks in 2014 as he tallied 23 extra base hits (16 doubles, three triples and four homers). In league play, Rasch batted at a .374 clip with 17 extra base hits. Ross Moore highlighted the Warhawk effort at the Sun Belt Conference Tournament as he was named to the All-Tournament team. Moore finished the tournament with seven RBI and a .364 batting average. His seven RBI in the Sun Belt Tournament were tied with UT Arlington's Matt Shortall who had seven RBI in four games. Moore also finished the 2014 Sun Belt Tournament with a perfect fielding percentage in 20 chances.

Peddie joined the Warhawk program after a four-year stint as the head coach at the University of New Orleans (2010-2013).

During his first year as a head coach, the Privateers secured notable series wins over in-state rivals Tulane and LSU. At the 2010 season's conclusion, Nick Schwaner was drafted by the Tampa Bay Rays in the 30th round of the Major League Baseball Amateur Draft after receiving all-Louisiana and all-Region honors.

Under Peddie's tutelage as both a head coach and an assistant, Schwaner completed his UNO career in the top-10 all-time in hits (240), doubles (48), total bases (427), slugging percentage (.606) and RBI (165).

The 2011 season was a challenging one for the Privateers, who contested one of the nation's toughest schedules. Putting together a roster without the assistance of athletic-based scholarships, Peddie directed a young squad to several key victories including a win over Smoke Laval's North Florida team.

Prior to his rise to the head coaching position, Peddie established himself pretty quickly on the Lakefront in three years as an assistant. As the UNO hitting coach, the Privateers averaged 80 home runs per year.

The 2008 team, which received the school's first NCAA Regional at-large bid since 2000, hit a school-record 97 home runs. The team was ranked fifth in the nation in runs, seventh in hits and ninth in home runs.

In his first recruiting class (2008), Peddie landed catcher Jeff Lanning, who became an eighth-round draft choice of the Minnesota Twins.

In 2009, Peddie added another highly touted class, including top Louisiana prospects Rodarrick Jones and Joe Zimmermann. Jones was an everyday outfielder as a UNO freshman, while Zimmermann was a weekend starter for the Privateer pitching staff.

Prior to arriving at UNO, Peddie was the head coach at Division II Shippensburg (Pa.). In his 11 years there, Peddie guided the Raiders to five NCAA Division II championship berths and a College World Series appearance in 1996.

He ranks second on the school's all-time win list with more than 300 victories. He also had 12 different players sign professional contracts.

A 1987 graduate of Mansfield University, Peddie was an assistant coach at his alma mater from 1989 through 1995. In seven seasons, the Mounties made four NCAA Regional appearances and reached the CWS three times.

Peddie and his wife, Laurie, have twin daughters - Carly and Annie.

PEDDIE YEAR-BY-YEAR

Year	School	Record	Postseason
1996	Shippensburg	34-19-1	NCAA D-II CWS
1997	Shippensburg	16-27-1	
1998	Shippensburg	26-20	PSAC Tournament
1999	Shippensburg	34-22	NCAA Tournament
2000	Shippensburg	33-20	NCAA Tournament
2001	Shippensburg	27-23	PSAC Tournament
2002	Shippensburg	24-27-1	
2003	Shippensburg	31-22	NCAA Tournament
2004	Shippensburg	43-12	NCAA Tournament
2005	Shippensburg	32-25	PSAC Tournament
2006	Shippensburg	31-24	PSAC Tournament
11 seasons		331-241-3	(.578)
2010	New Orleans	13-39	
2011	New Orleans	4-50	
2012	New Orleans	17-27	
2013	New Orleans	7-44	
Four seasons		41-160	(.204)
2014	ULM	15-19	Sun Belt Tourn.
2015	ULM	25-29	
2016	ULM	20-35	
2017	ULM	1-2	
Fourth season		61-85	(.418)
17 seasons		433-486-3	(.470)

PEDDIE VS. D-I OPP

Opponent	First Meeting	Recent Meeting	Overall Record
Alabama	2014	2014	0-1
Alabama A&M	2011	2011	1-2
Alcorn State	2013	2013	2-0
Appalachian State	2015	2016	3-3
Arkansas	2013	2016	0-3
Arkansas State	2010	2016	2-10
Auburn	2010	2010	0-1
Baylor	2013	2013	0-2
Brown	2010	2010	2-0
Campbell	2013	2013	0-3
Central Arkansas	2013	2015	0-3
Creighton	2010	2010	1-2
Dallas Baptist	2011	2017	2-5
Florida Atlantic	2010	2010	1-2
Florida International	2010	2014	1-3
Georgia Southern	2015	2016	2-4
Georgia State	2013	2016	5-8
Grambling State	2013	2015	5-3
Houston	2013	2013	0-2
Indiana State	2015	2015	0-1
Jackson State	2013	2016	2-1
Kansas State	2011	2011	0-3
Liberty	2011	2011	0-2
Little Rock	2010	2016	6-4
Louisiana Tech	2015	2016	0-4
LSU	2010	2013	1-3
McNeese State	2010	2016	4-8
Middle Tennessee	2010	2010	0-3
Mississippi State	2016	2016	0-1
Mississippi Valley State	2015	2015	2-1
Nicholls State	2010	2016	3-9
North Florida	2011	2011	1-2
Northwestern State	2011	2016	1-6
Oklahoma	2013	2013	0-3
Samford	2016	2016	2-1
Sam Houston State	2015	2015	3-0
San Diego	2011	2011	1-3
St. Mary's (CA)	2011	2011	0-3
St. John's	2010	2010	0-3
South Alabama	2010	2016	2-13
Southeastern Louisiana	2011	2016	1-8
Southeastern Missouri State	2013	2013	0-3
Southern	2010	2012	3-4
Southern Miss	2010	2015	0-6
Stephen F. Austin	2011	2016	2-3
Temple	2011	2011	0-4
Tennessee	2011	2011	0-2
Texas State	2014	2016	3-7
Troy	2010	2016	4-6
Tulane	2010	2013	3-7
UL Lafayette	2010	2015	0-13
ULM	2010	2011	1-3
UT Arlington	2011	2016	5-5
Valparaiso	2016	2016	1-1
Villanova	1996	1996	1-0
Western Carolina	2016	2016	2-1
Western Kentucky	2010	2014	2-5
West Virginia	2013	2013	0-4
Wichita State	2011	2013	0-2
Youngstown State	2010	2010	2-1

Bold Indicates 2017 Opponent

THE LAST TIME...

A ULM Batter Had...

8 At Bats in a Game:	Jack Skaggs vs. McNeese State, 3/29/03
7 At Bats in a Game:	Dalton Herrington, Keelin Rasch and Kodie Tidwell at UL Lafayette, 5/17/14
5+ Hits in a Game:	5, Keelin Rasch at Little Rock, 5/10/15
4 Hits in a Game:	Cade Stone at Western Carolina, 2/28/16
5 Runs in a Game:	Kodie Tidwell vs. Stephen F. Austin (DH Gm 2), 2/20/15
4 Runs in a Game:	Nathan Pugh at McNeese State, 3/16/16
3+ Doubles in a Game:	4, Kodie Tidwell at Appalachian State, 3/22/15
2 Doubles in a Game:	Chad Bell at Dallas Baptist, 4/18/17
2 Triples in a Game:	A.J. Siggers at South Alabama, 5/4/08
3 Home Runs in a Game:	Wade Walker vs. Little Rock, 3/25/92
2 Home Runs in a Game:	Danny Springer at McNeese State, 3/16/16
9+ RBI in a Game:	9, Joe Sims vs. Mississippi College, 3/10/86
8 RBI in a Game:	Kelvin York at South Alabama, 4/18/10
7 RBI in a Game:	Danny Springer at McNeese State, 3/16/16
5-6 RBI in a Game:	5, Cade Stone vs. Appalachian State, 3/24/16
10+ Total Bases in a Game:	11, Taylor Abdalla vs. Northwestern State, 3/9/13
4 Walks in a Game:	Judd Edwards vs. Sam Houston State, 2/24/12
3 Walks in a Game:	Cade Stone at Troy, 5/8/16
3+ Hit by Pitch in a Game:	3, Judd Edwards at UL Lafayette, 3/16/13
5 Strikeouts in a Game:	Corben Green at UL Lafayette, 5/19/12
4 Strikeouts in a Game:	Jeff Fuller at Middle Tennessee, 5/12/13
5 Stolen Bases in a Game:	Tommy Lewis vs. Louisiana College, 4/22/94
4 Stolen Bases in a Game:	Scott Cadwallader vs. Jacksonville, 2/23/01
3 Stolen Bases in a Game:	Justin Stawychny vs. Sam Houston State, 2/28/15
A Pinch-Hit Home Run:	Will Daniels at Louisiana Tech, 5/4/16
A Grand Slam	Jacob Stockton at Western Carolina, 2/26/16
An Inside the Park Home Run:	Jacob Stockton at Western Carolina (ninth inning), 2/26/16
A Walk-Off	Danny Springer, sacrifice fly to left field vs. UT Arlington, 4/4/15
Hit for Cycle	Corben Green (5-for-5) at Northwestern State, 2/27/11

A ULM Pitcher Had...

A Complete Game:	Trey Setzer vs. UT Arlington, 4/4/15
A Shutout:	Alex Hermeling vs. Sam Houston State, 2/28/15
A Combined Shutout:	Brayden Bouchey and Josh Leone vs. Georgia State, 4/16/16
Two Wins in a Single Series	Alex Dumaine vs. Georgia State, 5/10 and 5/11/14
10+ Strikeouts:	12, Brayden Bouchey vs. Georgia Southern, 4/29/16
6+ Walks:	7, Trey Setzer vs. Georgia Southern, 4/24/15
A 7-inning No-Hitter:	Denny Bair vs. Northwestern State, 3/5/95
A 9-inning No-Hitter:	Rickey Rockett vs. Texas State, 4/6/73
A Combined No-Hitter:	Ben Sheets / Lance Caraccioli vs. Louisiana College, 2/12/98

ULM...

Scored 20 or More Runs:	24 at Little Rock, 4/3/09
Scored 15 or More Runs:	18 vs. Valparaiso, 3/1/16
Scored 10 or More Runs:	14 vs. Georgia State, 4/16/16
Scored 10+ Runs in an Inning:	11 (6th) vs. Middle Tennessee, 4/21/12
Had Back-to-Back Homers	Keelin Rasch (two-run HR) and Justin Stawychny (solo HR) vs. Troy, 5/3/15
Had 20 or More RBI:	24 at Little Rock, 4/3/09
Had 15 or More RBI:	15 vs. Texas State, 4/12/14
Had 10 or More RBI:	13 vs. Georgia State, 4/16/16
Had 20 or More Hits:	22 at South Alabama, 4/18/10
Had 15 or More Hits:	17 vs. Georgia State, 4/16/16
Had 7 or more Doubles:	8 at Appalachian State, 3/22/15
Had 5-6 Doubles:	6 at Troy, 5/7/16
Had 3 Triples:	vs. Mississippi Valley State, 3/14/15
Had 6 or More Home Runs:	6 vs. FIU, 4/24/09
Had 4-5 Home Runs:	4 vs. Little Rock, 3/30/14
Walked 10 or More Times:	10 vs. McNeese State, 3/5/13
Stole 5 or More Bases:	5 vs. Alcorn State, 2/16/13
Was Shutout at Home:	0-17 vs. Little Rock, 5/14/16
Was Shutout on the Road:	0-11 at Dallas Baptist, 2/18/17
Struck Out 15 or More Times:	19 at FIU, 3/31/12
Was Held to One Hit:	vs. Sam Houston State, 2/24/12

An Opponent Had...

A Grand Slam:	Austin Listi, at Dallas Baptist, 2/19/17
2 or More Home Runs:	2, Garrett Wolforth, at Dallas Baptist, 2/19/17
Had Back-to-Back Homers	Matt Rose and Joey Roach (4th inning) at Georgia State, 4/12/15
5 or More Hits:	5, Jonathon Ortega, at Texas State, 3/15/16
8 or More RBI:	8, Kyle Gin vs. Southeastern Louisiana, 5/20/05
7 RBI:	Bubba Bell vs. Nicholls, 4/24/05
5-6 RBI:	5, Kyle Reese at Nicholls, 4/29/15
10 or More Runs in an Inning:	10 (7th) at Ole Miss, 2/21/10
Complete Game:	Cory Malcolm vs. Little Rock, 5/14/16
10 or More Strikeouts:	10, Kevin Hill at South Alabama (DH Gm 1), 4/2/16

QUICK FACTS

Location _____ Monroe, La.
 Founded _____ 1931
 Enrollment _____ 8,854
 Nickname _____ Warhawks
 Colors _____ Maroon & Gold
 Stadium _____ Warhawk Field
 Surface _____ Hybrid Bermuda Grass
 Capacity _____ 1,800
 Affiliation _____ NCAA Division I
 Conference _____ Sun Belt Conference
 University President _____ Dr. Nick Bruno
 Director of Athletics _____ Brian Wickstrom
 Senior Woman Administrator _____ Lisa Varytimidis
 Faculty Athletics Representative _____ Dr. Brett Bennett
 Athletics Department Phone _____ (318) 342-5360
 Athletics Department Fax _____ (318) 342-5367
 Ticket Office _____ (318) 342-HAWK
 Website _____ www.ulmwarhawks.com

COACHING STAFF

Head Coach _____ Bruce Peddie
 Alma Mater _____ Mansfield, 1987
 Record at ULM / Years _____ 61-85 / 4th
 Career Record / Years _____ 433-486-3 / 18th
 Best Way to Reach Coach _____ Through SID
 Assoc. Head Coach _____ Eric Folmar / Third Season
 Assistant Coach _____ Chris Smith / Second Season
 Vol. Asst./Ops _____ Brandon Alexander / Fourth Season

TEAM INFORMATION

2016 Overall Record _____ 20-35
 Conference Record / Finish _____ 10-20 / t-9th
 Position Players Returning / Lost _____ 8 / 11
 Pitchers Returning / Lost _____ 11 / 6
 Newcomers (HS / TR) _____ 16 (7 / 9)

BASEBALL HISTORY

First Season of Baseball _____ 1952
 All-Time Record _____ 1336-1323-8
 All-Americans _____ 30
 Conference Championships _____ 12
 (1964, 1966, 1968, 1969, 1970, 1983, 1995,
 1996, 1999, 2000, 2002, 2008)
 Conference Tournament Championships _____ 2
 (2000, 20012)
 NCAA Tournament Appearances _____ 5
 (1983, 1995, 1999, 2000, 2012)
 All-Time NCAA Tournament Record _____ 3-10
 Last Appearance _____ 2012 Baton Rouge Regional
 L, 1-4, LSU; W, 6-3, Belmont; L, 2-11, Oregon State

MEDIA RELATIONS INFORMATION

Dir. Media Relations / Primary _____ Nick Phillips
 Office Phone _____ (318) 342-5378
 Cell Phone _____ (828) 301-7919
 Email _____ phillips@ulm.edu
 Assistant Director _____ Katie Green
 Assistant / Secondary Contact _____ Greg Hartlage
 Office Phone _____ (318) 342-5374
 Cell Phone _____ (704) 236-3538
 Email _____ hartlage@ulm.edu
 Mailing Address _____ 308 Warhawk Way
 Monroe, La., 71209

IN MIDWEEK SERIES

Series	W-L	BAvg.	R	H	HR
(H/A) McNeese	0-0	--	0	0	0
(H/A) Jackson St.	0-0	--	0	0	0
at Arkansas	0-0	--	0	0	0
(H/A) La. Tech	0-0	--	0	0	0
(H/A) NW State	0-0	--	0	0	0
(H/A) Grambling	0-0	--	0	0	0
at Ole Miss	0-0	--	0	0	0

IN WEEKEND SERIES

Series	W-L	BAvg.	R	H	HR
at Dallas Baptist	1-2	.226	12	21	1
Southern Illinois	0-0	--	0	0	0
at Alabama	0-0	--	0	0	0
at UAB	0-0	--	0	0	0
at Arkansas St.	0-0	--	0	0	0
Little Rock	0-0	--	0	0	0
at Ga. Southern	0-0	--	0	0	0
South Alabama	0-0	--	0	0	0
at Texas State	0-0	--	0	0	0
UT Arlington	0-0	--	0	0	0
at Georgia St.	0-0	--	0	0	0
Coastal Carolina	0-0	--	0	0	0
at Troy	0-0	--	0	0	0
UL Lafayette	0-0	--	0	0	0

HONORS & AWARDS

--

GAMES SUMMARY

Overall _____ 1-2
 Home _____ 0-0
 Away _____ 1-2
 Neutral _____ 0-0

vs. Ranked Teams _____ 1-2
 vs. Teams Receiving Votes _____ 0-0

vs. Sun Belt Conference _____ 0-0
 Sun Belt Home _____ 0-0
 Sun Belt Away _____ 0-0
 Sun Belt Neutral _____ 0-0
 vs. Conference USA _____ 0-0
 vs. Missouri Valley Conference _____ 1-2
 vs. Southeastern Conference _____ 0-0
 vs. Southland Conference _____ 0-0
 vs. Southwestern Athletic Conference _____ 0-0

In Louisiana _____ 0-0
 In Alabama _____ 0-0
 In Arkansas _____ 0-0
 In Georgia _____ 0-0
 In Mississippi _____ 0-0
 In North Carolina _____ 0-0
 In Texas _____ 1-2

On Tuesday _____ 0-0
 On Wednesday _____ 0-0
 On Thursday _____ 0-0
 On Friday _____ 1-0
 On Saturday _____ 0-1
 On Sunday _____ 0-1

In February _____ 1-2
 In March _____ 0-0
 In April _____ 0-0
 In May _____ 0-0
 In June _____ 0-0

ULM Scores 0-2 runs _____ 0-1
 ULM Scores 3-5 runs _____ 0-1
 ULM Scores 6-9 runs _____ 1-0
 ULM Scores 10 or more runs _____ 0-0

Opponent Scores 0-2 runs _____ 0-0
 Opponent Scores 3-5 runs _____ 1-0
 Opponent Scores 6-9 runs _____ 0-0
 Opponent Scores 10 or more runs _____ 0-2

ULM Homers _____ 1-0
 Opponent Homers _____ 0-2

ULM has more Hits _____ 1-0
 Opponent has more Hits _____ 0-2
 Hits are even _____ 0-0

ULM has at least one error _____ 1-1
 Opponent has at least one error _____ 1-1

Day Games _____ 0-2
 Night Games _____ 1-0

vs. Left-handed Starters _____ 0-0
 vs. Right-handed Starters _____ 1-2

One-Run Games _____ 0-0
 Two-Run Games _____ 0-0
 Three-Run Games _____ 0-0
 Four-Run Games _____ 0-0
 Five-Plus-Run Games _____ 1-2

Leading After Seven Innings _____ 1-0
 Trailing After Seven Innings _____ 0-2
 Tied after Seven Innings _____ 0-0

Extra Innings _____ 0-0
 Shutouts _____ 0-1

2017 STATS • OVERALL



The Automated ScoreBook
Overall Statistics for ULM (as of Feb 19, 2017)
(All games Sorted by Batting avg)



Record: 1-2 Home: 0-0 Away: 1-2 : 0-0

Player	avg	gp-gs	ab	r	h	2b	3b	hr	rbi	tb	slg%	bb	hp	so	gdp	ob%	sf	sh	sb-att	po	a	e	fld%
Harper, C.	.800	2-1	5	0	4	1	0	0	0	5	1.000	0	0	0	0	.800	0	0	0-0	2	0	0	1.000
DeLaCruz, J.	.455	3-3	11	2	5	1	0	0	5	6	.545	2	0	0	0	.538	0	0	1-1	3	0	0	1.000
Hemphill, S.	.333	2-1	3	1	1	1	0	0	0	2	.667	1	1	1	0	.600	0	0	0-0	0	0	0	.000
Herrera, A.	.273	3-3	11	2	3	0	0	1	1	6	.545	0	0	2	0	.273	0	1	0-0	5	6	1	.917
Reynolds, N.	.250	3-3	12	2	3	1	0	0	0	4	.333	0	0	4	0	.250	0	0	0-0	6	0	2	.750
Bell, C.	.250	3-3	8	1	2	2	0	0	0	4	.500	3	0	3	0	.455	0	0	0-0	2	5	1	.875
Findley, B.	.250	2-2	4	0	1	0	0	0	0	1	.250	2	1	3	0	.571	0	0	1-1	2	0	0	1.000
Oliver, C.	.125	3-3	8	2	1	1	0	0	0	2	.250	1	0	3	2	.222	0	1	0-0	22	3	0	1.000
Francis, T.	.091	3-3	11	2	1	0	0	0	4	1	.091	1	0	0	0	.167	0	0	0-0	25	0	0	1.000
Daniels, W.	.000	2-2	8	0	0	0	0	0	0	0	.000	0	0	2	0	.000	0	0	0-0	0	0	0	.000
Barefoot, B.	.000	3-3	7	0	0	0	0	0	1	0	.000	1	1	3	0	.200	1	1	0-0	7	6	1	.929
Buckman, B.	.000	2-0	2	0	0	0	0	0	0	0	.000	0	0	1	0	.000	0	0	0-0	0	0	0	.000
Marucci, G.	.000	1-0	1	0	0	0	0	0	0	0	.000	0	0	1	0	.000	0	0	0-0	0	0	0	.000
McGehee, B.	.000	1-0	1	0	0	0	0	0	0	0	.000	0	0	0	0	.000	0	0	0-0	0	1	0	1.000
Versage, J.	.000	1-0	1	0	0	0	0	0	0	0	.000	0	0	1	0	.000	0	0	0-0	0	0	0	.000
Totals	.226	3	93	12	21	7	0	1	11	31	.333	11	3	24	2	.324	1	3	2-2	75	25	5	.952
Opponents	.296	3	108	26	32	11	3	7	22	70	.648	13	2	25	2	.382	0	0	1-2	81	42	3	.976

(All games Sorted by Earned run avg)

Player	era	w-l	app	gs	cg	sho	sv	ip	h	r	er	bb	so	2b	3b	hr	b/avg	wp	hp	bk	sfa	sha
Backofen, K.	0.00	0-0	1	0	0	0/0	0	3.1	0	0	0	0	5	0	0	0	.000	0	0	0	0	0
Morrison, S.	0.00	0-0	1	0	0	0/0	0	1.2	1	0	0	2	1	1	0	0	.143	0	0	0	0	0
Coddou, P.	0.00	0-0	1	0	0	0/0	0	1.0	1	0	0	1	2	0	0	0	.250	0	0	0	0	0
Trichel, C.	0.00	0-0	1	0	0	0/0	0	1.0	0	0	0	1	1	0	0	0	.000	0	0	0	0	0
Leone, J.	2.25	0-0	1	1	0	0/0	0	4.0	1	2	1	5	2	1	0	0	.077	1	1	0	0	0
Herrera, A.	5.40	1-0	1	0	0	0/0	0	1.2	2	1	1	0	2	2	0	0	.286	0	0	0	0	0
Beal, C.	9.00	0-0	1	1	0	0/0	0	4.0	6	4	4	2	7	4	1	0	.353	1	0	0	0	0
Auger, T.	9.00	0-0	1	0	0	0/0	0	2.0	3	2	2	1	1	0	0	1	.375	0	0	0	0	0
Cater, C.	9.00	0-0	1	0	0	0/0	0	1.0	2	1	1	0	1	0	1	0	.400	0	0	0	0	0
Schwanner, T.	9.00	0-0	1	0	0	0/0	0	1.0	2	2	1	0	1	1	0	0	.333	2	0	0	0	0
Curtis, K.	20.25	0-1	1	1	0	0/0	0	4.0	11	9	9	0	2	1	1	5	.478	1	1	0	0	0
Reeves, M.	81.00	0-1	1	0	0	0/0	0	0.1	3	5	3	1	0	1	0	1	.600	0	0	0	0	0
Totals	7.92	1-2	3	3	0	0/0	0	25.0	32	26	22	13	25	11	3	7	.296	5	2	0	0	0
Opponents	2.00	2-1	3	3	0	1/1	0	27.0	21	12	6	11	24	7	0	1	.226	1	3	0	1	3

FINAL 2016 STATS • OVERALL



2016 ULM Warhawk Baseball Overall Statistics for ULM (as of Jan 23, 2017) (All games Sorted by Batting avg)



Record: 20-35 Home: 11-10 Away: 9-23 Neutral: 0-2 Sun Belt: 10-20

Player	avg	gp-gs	ab	r	h	2b	3b	hr	rbi	tb	slg%	bb	hp	so	gdp	ob%	sf	sh	sb-att	po	a	e	fld%	
13 Stockton, Jacob	.287	55-55	188	31	54	13	0	6	32	85	.452	31	4	32	2	.396	2	7	0-5	128	8	2	.986	
41 Pugh, Nathan	.266	55-55	199	29	53	14	4	2	25	81	.407	22	11	55	3	.369	1	2	6-13	106	0	3	.972	
5 Reynolds, Nathan	.241	49-47	158	23	38	8	0	1	15	49	.310	18	3	39	1	.326	2	6	4-8	75	94	22	.885	
7 Herrera, Anthony	.238	38-38	143	13	34	5	0	2	17	45	.315	13	3	11	1	.311	2	7	1-4	71	116	6	.969	
4 Stone, Cade	.230	55-55	213	28	49	11	3	2	21	72	.338	27	3	38	1	.324	1	3	5-9	128	3	3	.978	
51 Springer, Danny	.224	49-48	165	24	37	12	0	6	20	67	.406	10	5	49	1	.287	1	2	0-2	368	19	7	.982	
26 Hemphill, Spencer	.218	45-42	147	15	32	8	0	3	24	49	.333	18	4	34	1	.318	1	3	0-1	216	32	3	.988	
10 Faciane, Josh	.204	50-49	162	20	33	1	0	2	19	40	.247	7	3	27	5	.244	4	5	0-1	33	68	11	.902	

3 Dellocono, Vincent	.500	4-0	2	3	1	0	0	0	0	1	.500	0	0	0	0	.500	0	0	0-0	0	0	0	.000	
25 Crouch, Justin	.500	2-0	2	0	1	0	0	0	0	1	.500	0	0	1	0	.500	0	0	0-0	0	1	1	.500	
18 DeFriend, Chance	.333	3-0	3	1	1	0	0	0	0	1	.333	0	0	0	0	.333	0	0	0-0	1	0	0	1.000	
38 Schimpf, Kyle	.250	22-10	48	5	12	5	0	1	6	20	.417	6	2	10	3	.357	0	0	0-0	37	19	3	.949	
6 Stone, Cody	.238	34-27	80	10	19	3	0	0	7	22	.275	6	5	14	3	.326	1	4	1-1	1	0	0	1.000	
1 Barefoot, Brian	.208	38-19	77	10	16	3	0	1	9	22	.286	4	3	16	2	.274	0	3	1-2	42	50	4	.958	
11 Todd, Dalton	.185	26-24	65	13	12	4	0	1	7	19	.292	16	2	24	2	.353	2	6	1-2	153	18	2	.988	
16 Daniels, Will	.174	11-5	23	6	4	1	0	2	5	11	.478	3	3	5	0	.345	0	0	0-0	26	2	2	.933	
23 Cox, Tyler	.171	19-6	35	4	6	0	0	1	3	9	.257	2	0	14	2	.216	0	0	0-0	11	1	1	.923	
19 Moore, Ross	.167	18-9	36	4	6	1	0	0	1	7	.194	6	2	13	2	.318	0	0	0-0	0	0	0	.000	
37 Walters, Garrett	.167	14-1	12	1	2	0	0	0	0	2	.167	1	1	2	1	.286	0	1	0-0	22	1	1	.958	
22 Buckman, Blake	.080	15-5	25	4	2	0	0	0	1	2	.080	1	0	8	0	.115	0	0	0-0	7	15	1	.957	
35 Curtis, Keegan	.000	1-0	0	0	0	0	0	0	0	0	.000	0	0	0	0	.000	0	0	0-0	4	10	2	.875	
Totals	.231	55	1783	244	412	89	7	30	212	605	.339	191	54	392	30	.321	17	49	19-48	1444	514	80	.961	
Opponents	.282	55	1866	351	526	99	16	37	294	768	.412	240	85	373	31	.384	27	35	62-94	1470	581	75	.965	

LOB - Team (382), Opp (458). DPs turned - Team (38), Opp (40). CI - Team (0), Opp (2). IBB - Team (3), Pugh, N. 2, Schimpf, K. 1, Opp (6). Picked off - Stone, Ca. 4, Stockton, J. 2, Barefoot, B. 2, Todd, D. 1, Reynolds, N. 1, Schimpf, K. 1, Pugh, N. 1.

(All games Sorted by Earned run avg)

Player	era	w-l	app	gs	cg	sho	sv	ip	h	r	er	bb	so	2b	3b	hr	b/avg	wp	hp	bks	sfa	sha		
7 Herrera, Anthony	1.74	1-4	22	0	0	0/0	10	41.1	27	11	8	12	26	2	1	2	.189	0	6	0	3	9		
33 Bouchey, Brayden	3.73	5-3	13	13	0	0/1	0	70.0	58	33	29	33	72	10	5	2	.232	13	12	2	5	9		
44 Bradford, Keller	4.31	2-3	35	0	0	0/0	1	48.0	47	27	23	11	35	12	2	2	.260	2	15	0	1	0		
35 Curtis, Keegan	4.59	2-2	20	7	0	0/0	2	51.0	49	30	26	19	37	10	1	2	.253	11	8	2	1	3		
21 Hunt, Chris	6.02	3-6	14	10	0	0/0	0	52.1	63	47	35	22	55	9	4	3	.297	9	15	3	4	3		
29 Bell, Brandon	7.09	2-6	14	11	0	0/0	0	53.1	69	52	42	31	45	12	1	11	.321	6	2	0	3	4		

10 Faciane, Josh	0.00	0-0	1	0	0	0/0	0	2.0	1	0	0	1	1	0	0	0	.167	0	0	0	0	0		
27 Hendrix, Cole	3.86	0-1	9	3	0	0/0	0	21.0	24	11	9	6	14	6	0	1	.286	3	3	0	0	0		
9 Coddou, Payton	4.15	1-0	20	0	0	0/0	0	26.0	34	14	12	12	15	5	0	3	.330	8	6	0	2	1		
36 Auger, Trey	5.05	1-3	19	4	0	0/0	0	35.2	40	23	20	16	15	8	0	2	.292	1	2	1	2	2		
40 Schwaner, Tyler	8.25	0-1	10	0	0	0/0	0	12.0	13	12	11	13	10	4	0	2	.265	2	5	0	0	0		
14 Reeves, Matthew	8.56	0-1	17	0	0	0/0	0	13.2	19	14	13	9	8	5	1	0	.311	1	4	1	0	0		
20 Cater, Chase	10.45	0-0	11	0	0	0/0	0	10.1	14	13	12	12	9	1	0	2	.326	9	1	0	1	1		
12 Leone, Josh	11.39	0-2	14	3	0	0/1	0	21.1	33	29	27	23	14	9	0	3	.375	3	3	1	3	2		
28 Daily, Ethan	11.39	3-3	15	4	0	0/0	0	21.1	33	30	27	17	15	6	1	1	.363	8	3	0	2	1		
32 Martin, Derek	18.00	0-0	1	0	0	0/0	0	1.0	1	3	2	1	1	0	0	1	.200	1	0	0	0	0		
34 Frost, Hayden	18.00	0-0	2	0	0	0/0	0	1.0	1	2	2	2	1	0	0	0	.250	1	0	0	0	0		
Totals	5.57	20-35	55	55	0	1/1	13	481.1	526	351	298	240	373	99	16	37	.282	78	85	10	27	35		
Opponents	3.43	35-20	55	55	5	4/2	8	490.0	412	244	187	191	392	89	7	30	.231	37	54	6	17	49		

PB - Team (13), Hemphill, S. 10, Todd, D. 3, Opp (8). Pickoffs - Team (6), Bouchey, B. 2, Daily, E. 1, Todd, D. 1, Hemphill, S. 1, Hunt, C. 1, Opp (12). SBA/ATT - Hemphill, S. (31-52), Todd, D. (28-36), Curtis, K. (11-13), Bell, B. (5-11), Bradford, K. (7-10), Auger, T. (6-9), Bouchey, B. (4-9), Hunt, C. (4-8), Daily, E. (5-7), Hendrix, C. (3-6), Cater, C. (5-5), Coddou, P. (2-4), Leone, J. (3-3), Walters, G. (3-3), Herrera, A. (2-3), Schwaner, T. (1-2), Reeves, M. (2-2), Martin, D. (2-2).

2017 GAME BY GAME TEAM STATS



The Automated ScoreBook Team Game-by-Game for ULM (as of Feb 19, 2017) Batting (All games)



Date	Opponent	ab	r	h	rbi	2b	3b	hr	tb	bb	ibb	sb	cs	hbp	sac	sf	gdp	k	po	a	e	lob	avg
Feb 17	at Dallas Baptist	31	8	7	7	2	0	1	12	7	1	1	0	0	3	0	0	8	27	12	1	6	.226
Feb 18	at Dallas Baptist	29	0	6	0	3	0	0	9	0	0	0	0	3	0	0	2	7	24	10	0	5	.217
Feb 19	at Dallas Baptist	33	4	8	4	2	0	0	10	4	0	1	0	0	0	1	0	9	24	3	4	7	.226
Totals		93	12	21	11	7	0	1	31	11	1	2	0	3	3	1	2	24	75	25	5	18	.226

The Automated ScoreBook Team Game-by-Game for ULM (as of Feb 19, 2017) Pitching (All games)

Date	Opponent	ip	h	r	er	bb	so	2b	3b	hr	wp	bk	hbp	dp	ibb	score	w-l	sv	era
Feb 17	at Dallas Baptist	9.0	3	3	2	5	9	3	0	0	1	0	1	0	0	8-3	1-0	0	2.00
Feb 18	at Dallas Baptist	8.0	15	11	11	3	6	1	1	6	1	0	1	1	0	0-11	1-1	0	6.88
Feb 19	at Dallas Baptist	8.0	14	12	9	5	10	7	2	1	3	0	0	1	0	4-12	1-2	0	7.92
Totals		25.0	32	26	22	13	25	11	3	7	5	0	2	2	0	12-26	1-2	0	7.92



The Automated ScoreBook
Games Summary for ULM (as of Feb 19, 2017)
(All games)



Score by innings	1	2	3	4	5	6	7	8	9	Total
ULM	1	1	4	0	1	0	0	0	5	12
Opponents	3	4	5	3	5	2	2	2	0	26

Record when ...

Overall	1-2	After 6 leading	1-0
Conference	0-0 trailing	0-2
Non-Conference	1-2 tied	0-0
Home games	0-0	After 7 leading	1-0
Away games	1-2 trailing	0-2
Neutral site	0-0 tied	0-0
Day games	0-2	After 8 leading	0-0
Night games	1-0 trailing	0-2
vs Left starter	1-0 tied	1-0
vs Right starter	0-2		
1-Run games	0-0	Hit 0 home runs	0-2
2-Run games	0-0	... 1 home run	1-0
5+Run games	1-2	... 2+ home runs	0-0
Extra innings	0-0		
Shutouts	0-1	Opponent 0 home runs	1-0
	 1 home run	0-1
Scoring 0-2 runs	0-1 2+ HRs	0-1
..... 3-5 runs	0-1		
..... 6-9 runs	1-0	Made 0 errors	0-1
..... 10+ runs	0-0 1 error	1-0
	 2+ errors	0-1
Opponent 0-2 runs	0-0		
..... 3-5 runs	1-0	Opp. made 0 errors	0-0
..... 6-9 runs	0-0 1 error	1-2
..... 10+ runs	0-2 2+ errors	0-0
Scored in 1st inning	1-0	Out-hit opponent	1-0
Opp. scored in 1st	1-1	Out-hit by opponent	0-2
Scores first	1-0	Hits are tied	0-0
Opp. scores first	0-2		

Record when team scores:

Runs	0	1	2	3	4	5	6	7	8	9	10+
W-L	0-1	0-0	0-0	0-0	0-1	0-0	0-0	0-0	1-0	0-0	0-0

Record when opponent scores:

Runs	0	1	2	3	4	5	6	7	8	9	10+
W-L	0-0	0-0	0-0	1-0	0-0	0-0	0-0	0-0	0-0	0-0	0-2

Record when leading after:

Inn.	1	2	3	4	5	6	7	8
W-L	0-0	0-0	1-0	1-0	1-0	1-0	1-0	0-0

Record when trailing after:

Inn.	1	2	3	4	5	6	7	8
W-L	0-1	0-2	0-2	0-2	0-2	0-2	0-2	0-2

Record when tied after:

Inn.	1	2	3	4	5	6	7	8
W-L	1-1	1-0	0-0	0-0	0-0	0-0	0-0	1-0

Current losing streak: 2
 Longest winning streak: 1
 Longest losing streak: 2

Home attendance : 0 (0 dates avg = 0)
 Away attendance : 2329 (3 dates avg = 776)
 Total attendance: 2329 (3 dates avg = 776)



The Automated ScoreBook
Miscellaneous Stats for ULM (as of Feb 19, 2017)
(All games)



Starting Lineup By Position
(Team W-L record when starter)

PITCHER:		
Beal, C.	1	(0-1)
Curtis, K.	1	(0-1)
Leone, J.	1	(1-0)
CATCHER:		
Oliver, C.	3	(1-2)
FIRST BASE:		
Francis, T.	3	(1-2)
SECOND BASE:		
Barefoot, B.	3	(1-2)
THIRD BASE:		
Bell, C.	3	(1-2)
SHORTSTOP:		
Herrera, A.	3	(1-2)
LEFT FIELD:		
Findley, B.	2	(1-1)
Harper, C.	1	(0-1)
CENTER FIELD:		
Reynolds, N.	3	(1-2)
RIGHT FIELD:		
DeLaCruz, J.	3	(1-2)
DESIGNATED HITTER:		
Daniels, W.	2	(1-1)
Hemphill, S.	1	(0-1)

Starting Lineup By Lineup Spot
(Team W-L record when starter)

LEADOFF:		
Reynolds, N.	3	(1-2)
2ND SPOT:		
Herrera, A.	3	(1-2)
3RD SPOT:		
Francis, T.	2	(1-1)
DeLaCruz, J.	1	(0-1)
CLEANUP:		
DeLaCruz, J.	2	(1-1)
Bell, C.	1	(0-1)
5TH SPOT:		
Daniels, W.	2	(1-1)
Francis, T.	1	(0-1)
6TH SPOT:		
Bell, C.	2	(1-1)
Hemphill, S.	1	(0-1)
7TH SPOT:		
Barefoot, B.	2	(1-1)
Harper, C.	1	(0-1)
8TH SPOT:		
Findley, B.	2	(1-1)
Barefoot, B.	1	(0-1)
9TH SPOT:		
Oliver, C.	3	(1-2)



The Automated ScoreBook
Miscellaneous Stats for ULM (as of Feb 19, 2017)
(All games)



Multiple Hit Games	2	3	4	5+	Total
DeLaCruz, J.	2	-	-	-	2
Harper, C.	-	1	-	-	1
Bell, C.	1	-	-	-	1
TEAM	3	1	0	0	4

Multiple RBI Games	2	3	4	5+	Total
Francis, T.	2	-	-	-	2
DeLaCruz, J.	-	-	1	-	1
TEAM	2	0	1	0	3

Hitting Streaks	Longest	Current
Reynolds, N.	3	3
DeLaCruz, J.	3	3
Herrera, A.	3	3
Harper, C.	2	2
Francis, T.	1	-
Bell, C.	1	-
Hemphill, S.	1	1
Findley, B.	1	-
Oliver, C.	1	-

Reached Base Streaks	Longest	Current
Bell, C.	3	3
Reynolds, N.	3	3
DeLaCruz, J.	3	3
Herrera, A.	3	3
Harper, C.	2	2
Barefoot, B.	2	-
Hemphill, S.	2	2
Findley, B.	2	2
Oliver, C.	1	-
Francis, T.	1	-



The Automated ScoreBook
 Miscellaneous Stats for ULM (as of Feb 19, 2017)
 (All games)



STARTERS SUMMARY

Player	GS	Position											Batting Order									
		p	c	1b	2b	3b	ss	lf	cf	rf	of	dh	1st	2nd	3rd	4th	5th	6th	7th	8th	9th	
Oliver, C.	3	.	3	3
Reynolds, N.	3	3	3
Bell, C.	3	3	1	.	2
Barefoot, B.	3	.	.	.	3	2	1	.	.
Francis, T.	3	.	.	3	1
DeLaCruz, J.	3	3	1	2
Herrera, A.	3	3	3
Daniels, W.	2	2
Findley, B.	2	2	2	.
Beal, C.	1	1
Leone, J.	1	1
Harper, C.	1	1	1	.	.
Curtis, K.	1	1
Hemphill, S.	1	1

ALL-TIME RECORD • BY OPPONENT

Opponent	W	L	T	First	Last
Adrian College	2	0	0	1956	1956
Alabama	2	6	0	1991	2014
Alcorn State	5	0	0	1994	2013
Alexandria Aces	0	1	0	1955	1955
Amherst	1	0	0	1964	1964
Appalachian State	3	3	0	2015	2016
Arkansas	7	8	0	1960	2016
Arkansas-Monticello	26	7	0	1953	1990
Arkansas State	28	37	0	1967	2016
Arkansas Travelers	0	2	0	1956	1956
Auburn	0	2	0	1964	1964
Aurora	2	0	0	1975	1975
Austin College	2	0	0	1965	1965
Barksdale AFB	1	1	0	1952	1952
Baylor	3	7	0	1960	2012
Belhaven	5	2	1	1969	1972
Belmont	1	0	0	2012	2012
Binghamton	3	0	0	2010	2010
Bueno Vista	2	0	0	1978	1978
Cal St.-Fullerton	0	1	0	1995	1995
Cameron	2	0	0	1995	1995
Carroll College	2	0	0	1977	1977
Centenary	76	30	0	1952	2008
Central Arkansas	0	5	0	2007	2015
Central Michigan	0	1	0	1995	1995
Central Missouri	9	1	0	1971	1988
Christian Brothers	2	0	0	1983	1986
Creighton	1	2	0	2008	2008
Coastal Carolina			First Meeting		
Dallas Baptist	4	8/	0	1970	2017
Delta State	30	18	2	1955	1993
Duquense	1	0	0	1996	1996
East Texas Baptist	10	0	0	1980	1990
Eastern Illinois	1	0	0	2004	2004
Eastern Michigan	1	2	0	1970	1970
Florida Atlantic	11	12	0	2007	2013
FIU	8	13	0	2007	2014
Florida State	0	1	0	1964	1964
Georgia State	4	5	0	2014	2016
Georgia Southern	3	6	0	1968	2016
Georgia Tech	0	2	0	1964	1964
Grambling State	48	14	0	1971	2014
Grand Canyon	3	4	0	1969	2014
Hardin-Simmons	2	7	0	1979	1982
Harvard	1	0	0	2009	2009
Henderson State	10	2	1	1967	2006
Houston	2	9	0	1965	1991
Houston Baptist	2	2	0	1969	2009
Indiana State	0	2	0	1972	2015
Iowa	1	0	0	1999	1999
Iowa State	1	0	0	1999	1999
Jackson State	3	3	1	2011	2016
Jacksonville	1	2	0	2001	2001
Jacksonville State	5	7	0	2003	2006
Kansas State	4	1	0	1986	2006
Lamar	19	34	1	1967	2009
LeTourneau	4	0	0	1979	1992
Little Rock	45	29	0	1978	2016
Louisiana College	58	14	0	1952	2007
LSU	5	39	0	1959	2012
LSU-Shreveport	16	1	0	1993	2007
Louisiana Tech	76	101	0	1953	2016
Loyola (N.O.)	1	3	0	1956	1994
Marymount	2	0	0	1984	1984
McNeese State	97	88	1	1953	2016
Memphis	12	10	0	1960	2013
Mercer	0	3	0	1980	1982
Michigan State	1	0	0	2014	2014
Middle Tennessee	10	13	0	2007	2013
Millsaps	3	0	0	1956	1961

Opponent	W	L	T	First	Last
Mississippi College	17	9	0	1954	1955
Mississippi State	7	26	0	1958	2009
Mississippi Valley State	12	2	0	2004	2015
Missouri	0	5	0	2003	2007
Missouri State	2	3	0	1972	2005
Mobile College	1	0	0	1994	1994
Nebraska	0	1	0	2002	2002
New Haven	1	0	0	1970	1970
New Orleans	30	27	0	1970	2011
Nicholls State	73	53	0	1964	2016
North Texas	11	1	0	1984	1988
Northern Arizona	1	0	0	1970	1970
Northern Illinois	0	2	0	1970	1970
Northern Iowa	1	0	0	2003	2003
Northwestern State	109	109	0	1952	2016
Oklahoma Baptist	3	0	0	1959	1960
Oklahoma City	0	1	0	1979	1979
Oklahoma State	2	2	0	1975	1975
Ole Miss	11	32	1	1961	2014
Oregon State	0	1	0	2012	2012
Ouachita Baptist	3	0	0	1994	1994
Parsons College	1	0	0	1971	1971
Pembroke State	1	0	0	1970	1970
Prairie View A&M	6	0	0	1971	1995
Quincy College	1	0	0	1986	1986
Rice	1	1	0	1991	1993
Saint Louis	3	2	0	1972	1996
Samford	5	4	0	2000	2016
Sam Houston State	37	35	0	1970	2015
South Alabama	13	31	0	1979	2016
Southern	9	6	0	1971	1999
Southern Arkansas	9	5	1	1953	2006
Southern Illinois	1	2	0	2002	2002
Southern Utah	4	0	0	2011	2011
Southeastern Louisiana	68	56	1	1953	2016
Southern Methodist	0	4	0	1972	1972
Southern Miss	18	47	0	1960	2015
Southwestern	1	0	0	1973	1973
Spring Hill	0	1	0	1994	1994
Stephen F. Austin	37	20	0	1972	2016
Stillman	1	0	0	1968	1968
Tarleton State	5	2	0	1991	1995
Taylor	1	0	0	1968	1968
Tennessee	2	1	0	2012	2012
Tennessee-Martin	6	2	0	1970	2005
Texas	0	1	0	1983	1983
Texas A&M	6	31	0	1975	1993
TCU	2	10	0	1972	2012
Texas Lutheran	1	0	0	1991	1991
Texas Southern	2	0	0	1991	1995
Texas State	31	40	0	1988	2016
Texas Tech	0	3	0	2006	2006
Troy	11	20	0	2007	2016
Tulane	10	39	0	1977	2013
UAB	1	3	0	1991	2003
UL Lafayette	52	85	0	1954	2016
UT Arlington	31	45	0	1985	2016
UT-Pan American	5	2	0	1983	2001
UT-San Antonio	29	25	0	1993	2012
Valparaiso	1	1	0	2016	2016
Wake Forest	1	1	0	2013	2013
West Florida	1	0	0	1991	1991
Western Carolina	2	1	0	2016	2016
Western Illinois	2	0	0	2014	2014
Western Kentucky	12	18	0	2007	2014
William Carey	1	6	0	1977	1979
William Jewell	1	0	0	1970	1970
Wisconsin-Stevens Point	16	2	0	1977	1984
Xavier (Ohio)	1	0	0	1971	1971

Bold Denotes 2017 Opponent

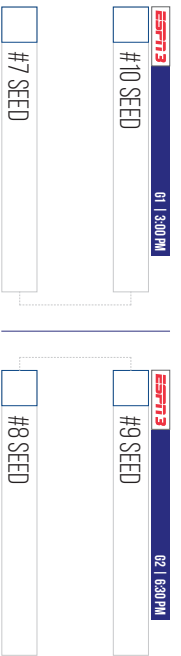


2017 SUN BELT BASEBALL CHAMPIONSHIP

MAY 23-28 • J.I. CLEMENTS STADIUM • STATESBORO, GA



FIRST ROUND | TUESDAY 5/23 | SINGLE ELIMINATION

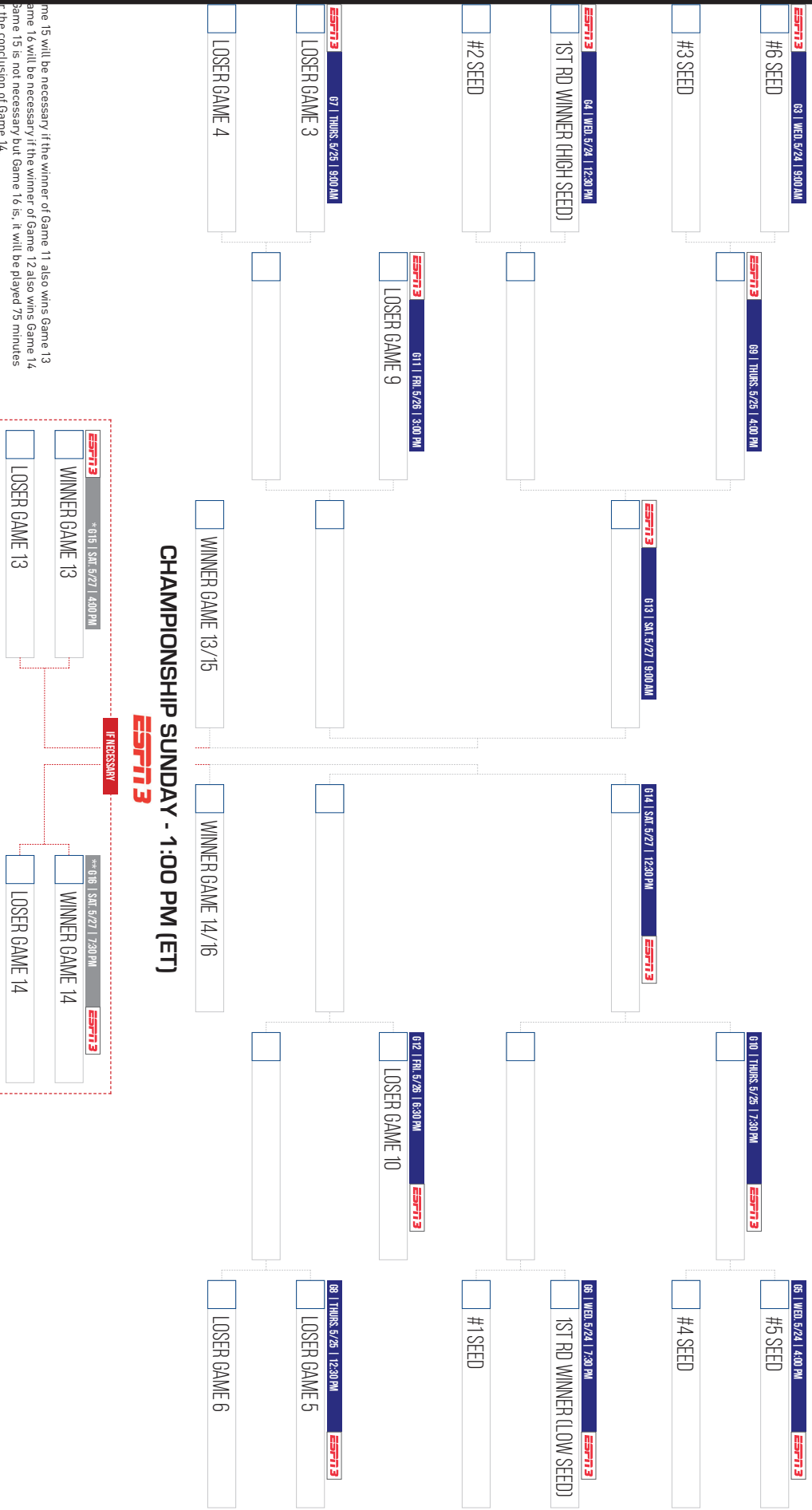


FOLLOW THE #SUNBELT

- /SUNBELTCONFERENCE
- @SUNBELT
- @SUNBELT
- SUNBELTSPOUNTS
- @SUNBELT
- @SUNBELT
- @SUNBELT
- @SUNBELT
- @SUNBELT
- SUNBELTSPORTS

ALL TIMES ARE EASTERN TIME AND SUBJECT TO CHANGE

NOTE: All games played on Tuesday, May 23rd are single elimination only. The lowest remaining first round winner will advance to play the No. 1 seed, while the highest remaining first round winner will face the No. 2 seed. Games played Wednesday, May 24th through Saturday, May 27th are double elimination. Sunday's Championship is a winner take all championship.



2017 ULM BASEBALL GAME NOTES

Game 15 will be necessary if the winner of Game 11 also wins Game 13
Game 16 will be necessary if the winner of Game 12 also wins Game 14
Game 19 is not necessary but Game 16 is, it will be played 75 minutes
at the conclusion of Game 14.

IF NECESSARY



CHAMPIONSHIP SUNDAY - 1:00 PM (ET)